



Committee for the Common Organisation of the Agricultural Markets

Wednesday, March 27th 2019

10h 00

2.1 WINE market situation

Guy DUREN AGRI-G.2

1. 2018-19 Production Declarations

2. 2018 Trade data

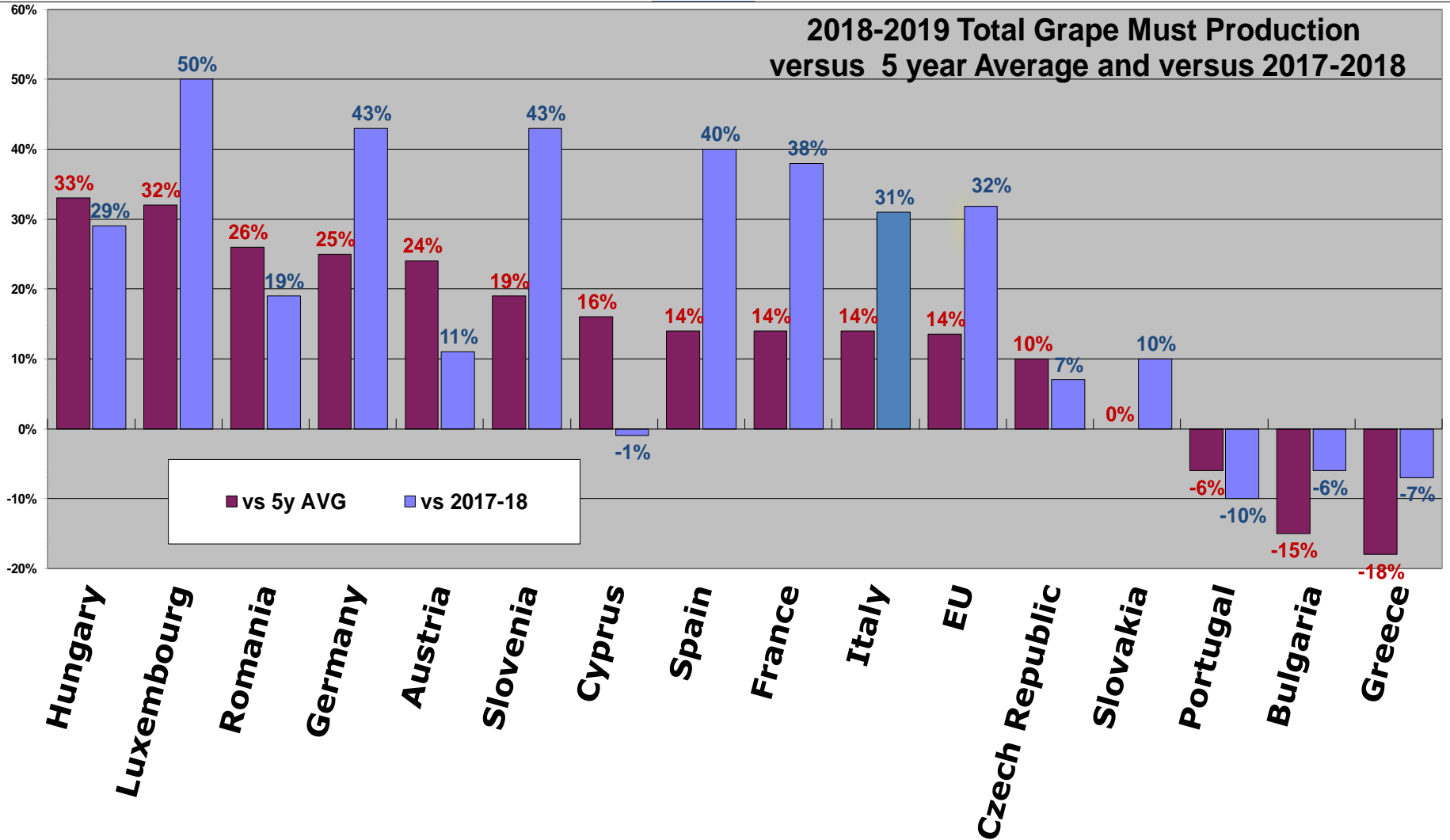
2018-2019 Production Declarations



AGRICULTURE AND RURAL DEVELOPMENT
ISAMM CM

Form number: 000078
Name: Yearly Wine and Must production declaration
Business process: Exchange of information for market analysis
Reference period: 01/08/2018 to 31/07/2019
Legal base: [Commission Regulation - R 2017/1185 Art. 12\(b\) - Annex III.8\(b\)](#)
Description: Harvest declarations of a wine year in order to monitor the wine market.

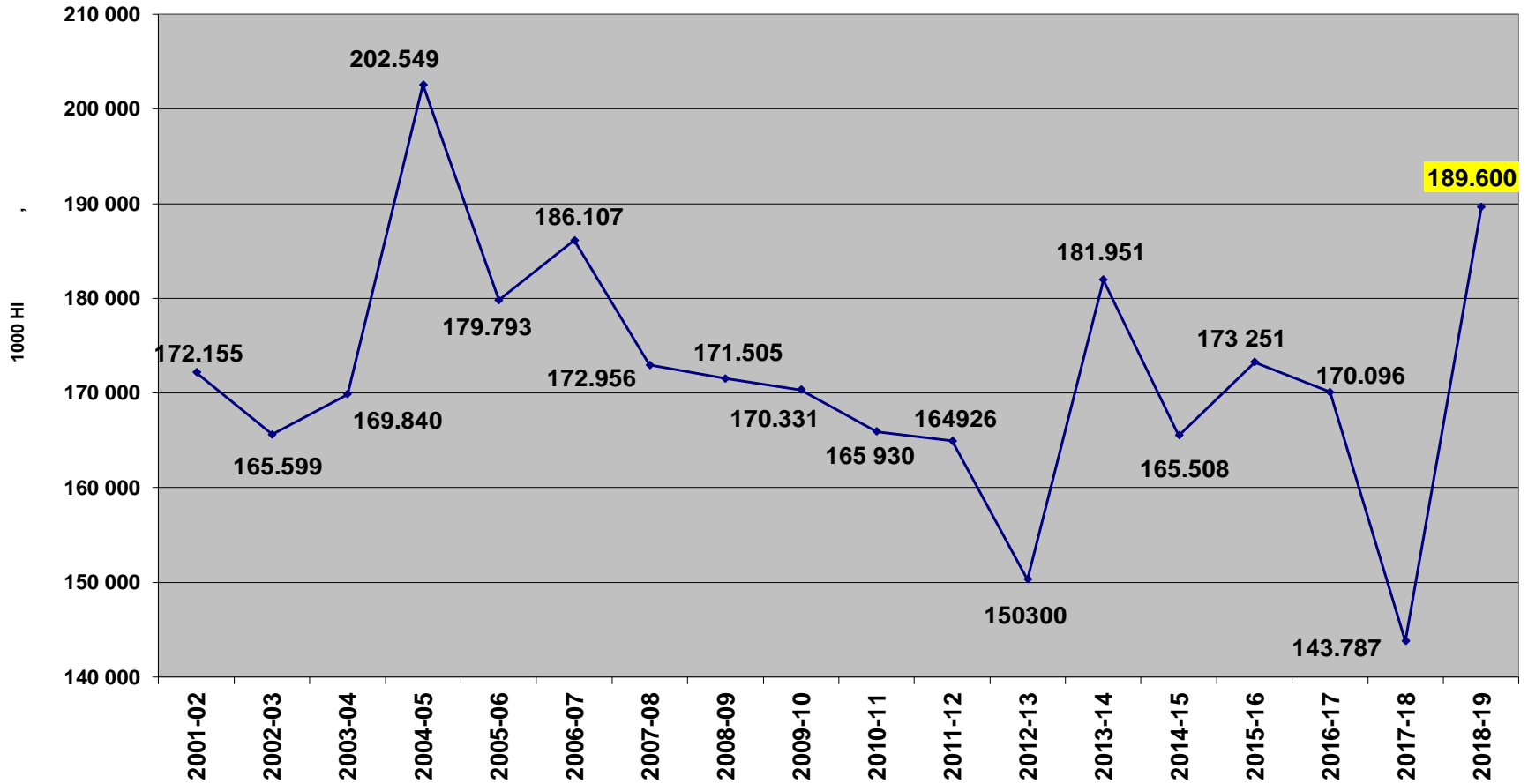
2018-2019 Total Grape Must Production versus 5 year Average and versus 2017-2018



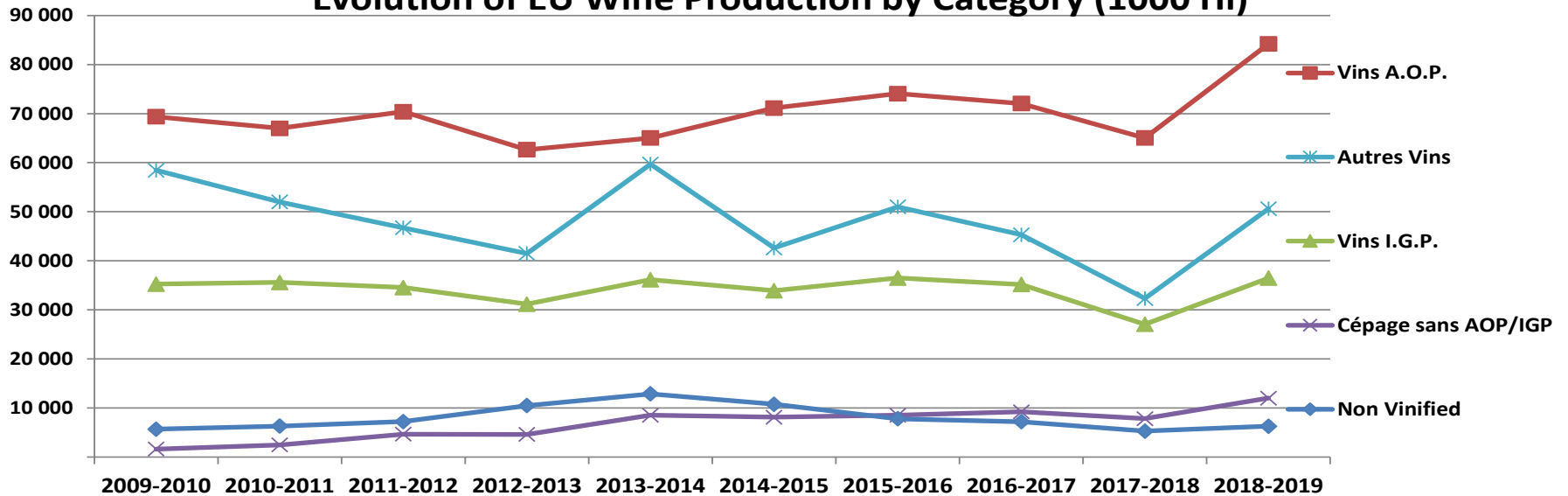


PAYS	Production Grape must ¹⁾ 2018-2019			Jus de raisins	Production Vinifiée				
	1000 HL	Versus 2017/18	Versus AVG5	Evaporation MC	Vins avec A.O.P.	Vins avec I.G.P.	Vins de cépage sans AOP/IGP	Autres Vins et moûts	Prod vinifiée
Bulgaria	1 084	-6%	-15%	43	6	412	240	382	1 041
Czech Republic	691	+7%	+10%	11	566	89	18	8	680
Germany	10 700	+43%	+25%		10 700				10 700
Greece	2 235	-7%	-18%	71	201	393	131	1 440	2 165
Spain	49 522	+40%	+14%	4 795	16 527	4 835	9 504	13 862	44 728
France	49 571	+38%	+14%		23 939	12 944	898	11 790	49 571
Croatia	733	+27%	-27%		546		84	102	733
Italy	55 783	+31%	+14%	1 000	22 676	13 237	734	18 137	54 783
Cyprus	109	-1%	+16%		1	26	17	65	109
Luxembourg	135	+50%	+32%		120			14	134
Hungary	3 699	+29%	+33%	54	1 274	2 138	219	14	3 645
Austria	2 753	+11%	+24%	1	2 560	44	2	147	2 753
Portugal	6 061	-10%	-6%	261	3 110	1 948	33	710	5 800
Romania	5 189	+19%	+26%	24	1 114	266	150	3 635	5 165
Slovenia	898	+43%	+19%		517	139		243	898
Slovakia	330	+10%	+0%	8	356		14	11	381
other MS	66								66
EU 28	189 600	31,9%	+13,5%	6 268	84 214	36 469	12 000	50 600	183 332
					120 700				

Evolution EU-28 Wine Must Production Estimations Situation March 15th 2019



Evolution of EU Wine Production by Category (1000 HI)



Campagne 1000 HI	Non Vinified	Vins A.O.P.	Vins I.G.P.	Cépage sans AOP/IGP	Autres Vins	Prod vinifiée	Total must Prod
2009-2010	5 657	69 381	35 244	1 623	58 432	164 681	170 338
2010-2011	6 300	67 000	35 600	2 468	52 000	157 300	163 600
2011-2012	7 200	70 393	34 552	4 638	46 729	156 312	163 512
2012-2013	10 482	62 661	31 158	4 600	41 500	139 800	150 282
2013-2014	12 855	65 039	36 147	8 500	59 700	162 600	175 455
2014-2015	10 745	71 126	33 909	8 100	42 600	155 700	166 445
2015-2016	7 791	74 063	36 480	8 500	51 000	170 000	177 791
2016-2017	7 191	72 061	35 178	9 200	45 300	161 700	167 968
2017-2018	5 259	65 046	27 056	7 800	32 300	137 941	144 209
2018-2019	6 268	84 214	36 469	12 000	50 600	183 332	189 600

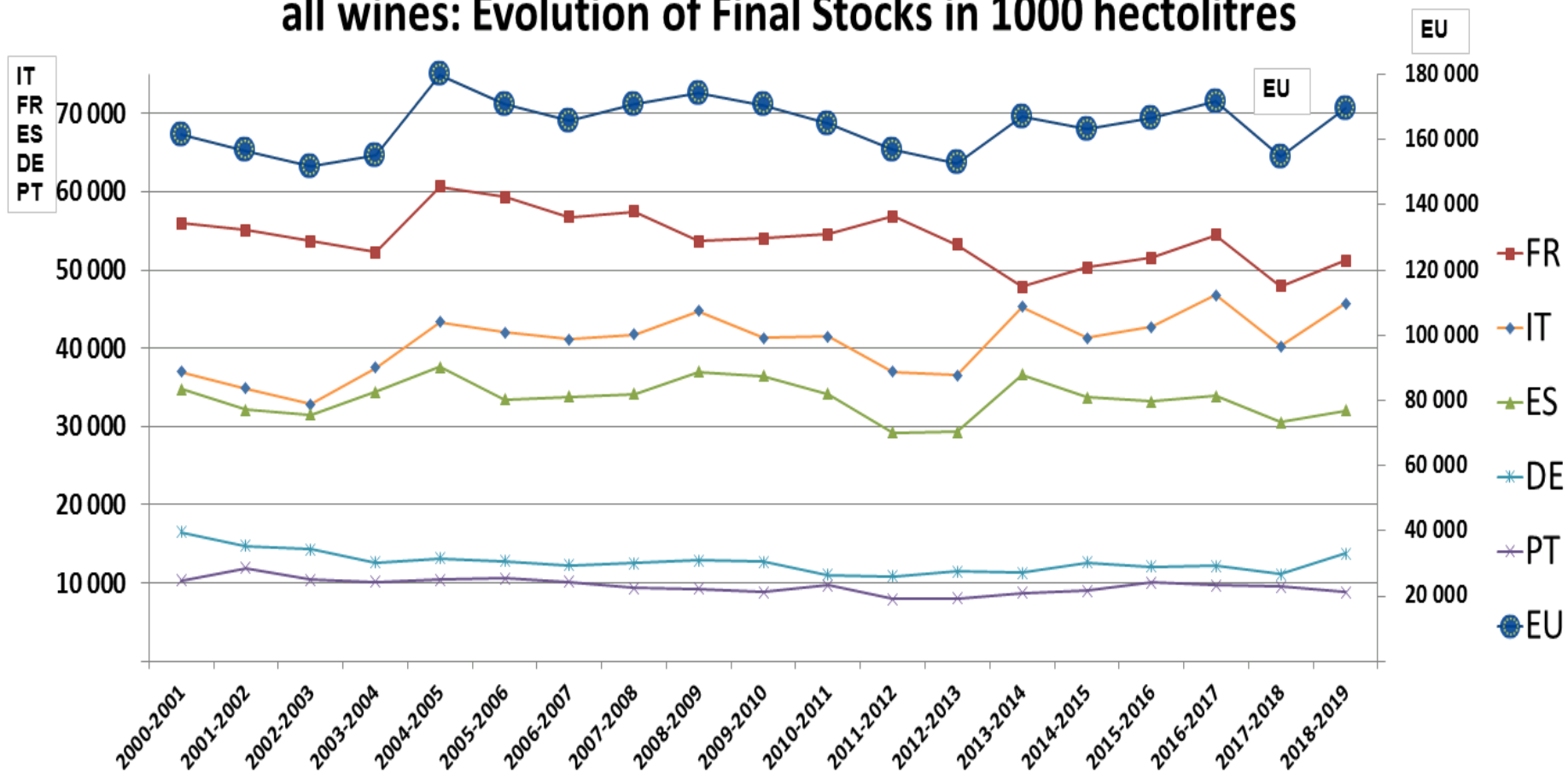
Total EU wine balance sheet 2015-2019 (1000 hl)

in 1000 hectolitres	15-16	16-17	17-18	18-19
Grape must production	177 889	178 363	143 200	189 600
Vinified production	169 453	170 561	138 394	183 400
Domestic Use	158 060	155 331	145 700	158 800
Human Consumption	131 898	131 922	130 600	132 500
Other Uses	26 162	23 409	15 100	26 300
Imports extra EU	14 039	13 911	14 104	14 100
Exports extra EU	21 981	24 014	23 778	23 800
Final Stocks	166 532	171 655	154 600	169 500
Stock variation	3 450	5 123	- 17 100	14 900

Source: Regulation (EU) 1308/2013 Member states communication, Eurostat Comext Trade Data and Special

DG AGRI FOOD PORTAL
WINE BALANCE SHEET INFORMATION

all wines: Evolution of Final Stocks in 1000 hectolitres



2. 2018 Trade data

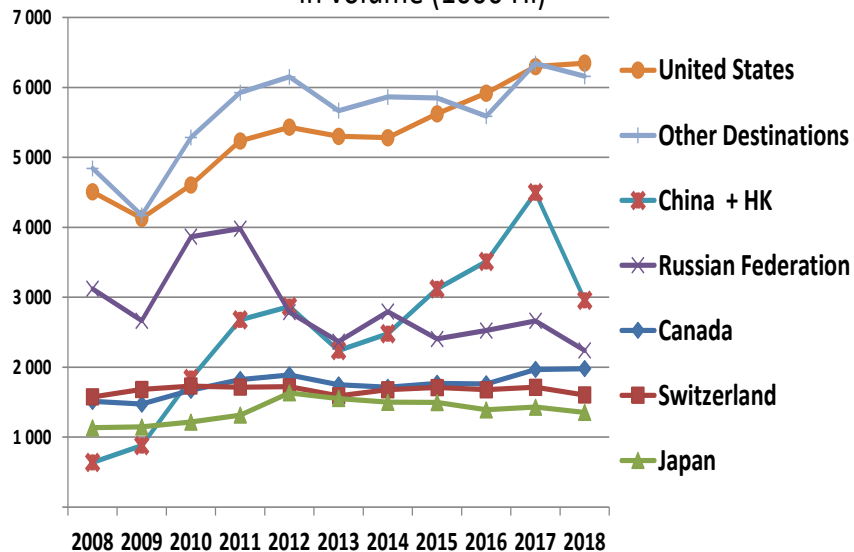


EU Wine Market Data Portal

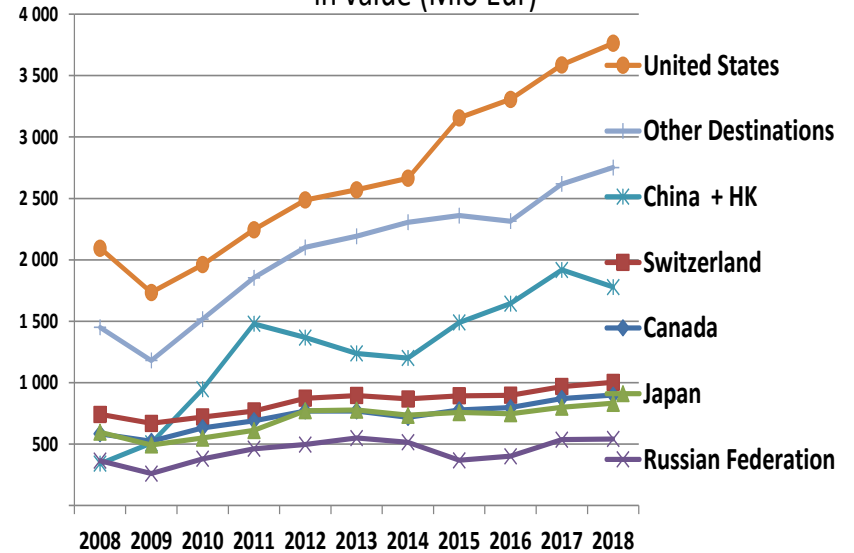
DG AGRI DASHBOARD: WINE

https://ec.europa.eu/agriculture/wine/statistics_en

Evolution of CN2204 Wine exports from EU28
in volume (1000 HI)



Evolution of CN2204 Wine exports from EU28
in value (Mio Eur)



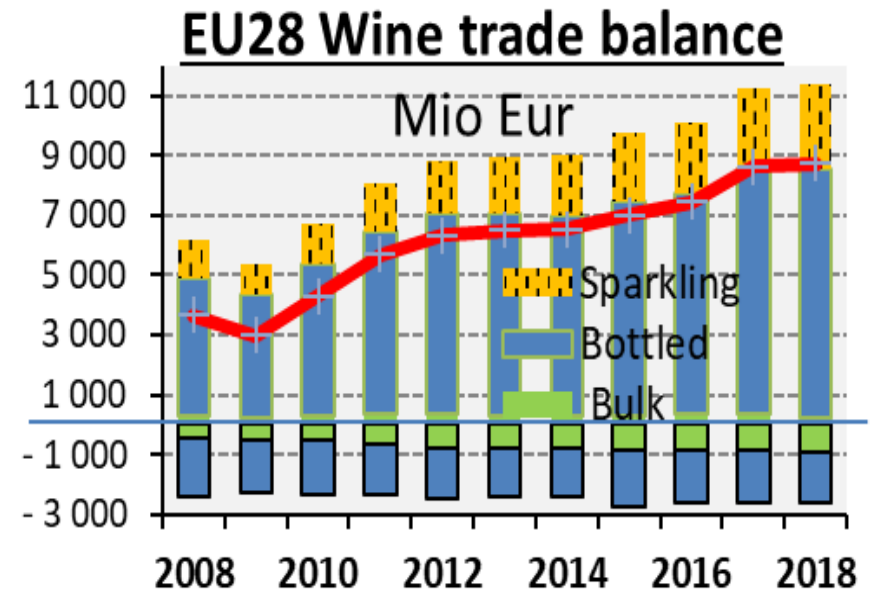
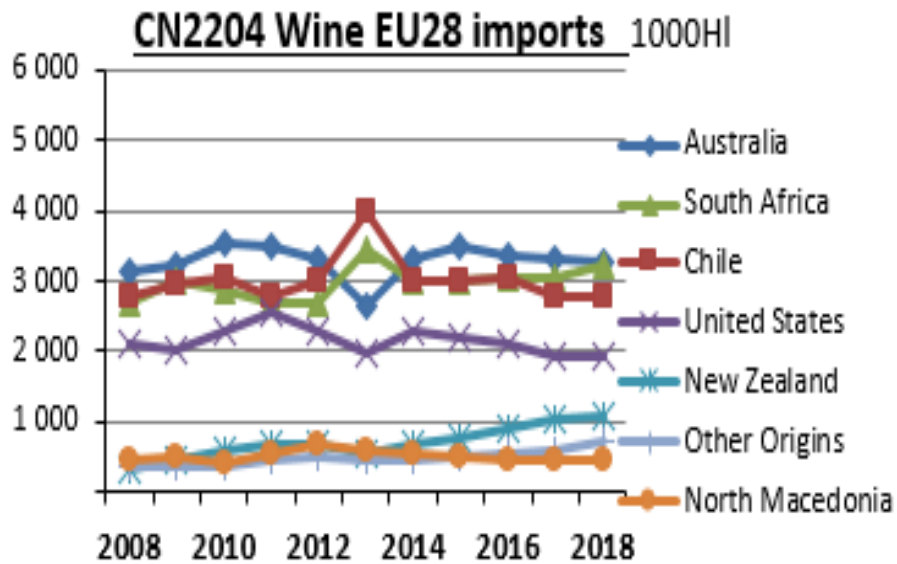
Source: EC-EUROSTAT COMEXT external trade DataBases, elaborated by DG AGRI G2

CCOAM March 27th 2019

EU Wine Market Data Portal

DG AGRI DASHBOARD: WINE

https://ec.europa.eu/agriculture/wine/statistics_en



Tour de table

"Le point sur la situation des marchés constitue un moment essentiel et permet au délégués d'échanger des observations avec la Commission"

Thank you for your attention !

